

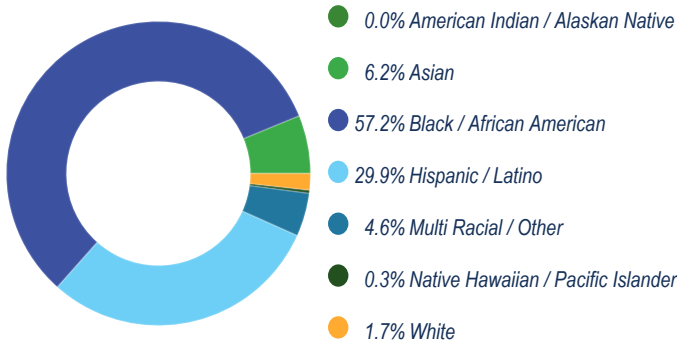


BENJAMIN FRANKLIN SCHOOL

2021-22 SCHOOL PROGRESS REPORT ON EDUCATION AND EQUITY

School Code | 7280 Sector | District Network | Network 7
Principal Name | Ms Roslynn Sample Greene
Address | 5735 Rising Sun Ave
Phone | 215-400-3760 Website | franklin.philasd.org/
Report Type | K-8 School Grades in Report | K-8
Admissions Category | Neighborhood
Turnaround Model | N/A
Receives HS Report | No
Oct 1 Enrollment | 629

Student Enrollment and Demographics



714

Total Number of Students Served for
10+ Days Over the Year

10.8%

% Students with IEPs

21.5%

% English Learners

82.7%

% Economically Disadvantaged

Student Attendance

35.3%

% Students Attending at Least 95%
of Instructional Days

60.4%

% Students Attending at Least 90%
of Instructional Days

Score Level

Level 5

Performance

At or Above Target in **16.7 %**
1 out of 6 Eligible Metrics

Improvement

Insufficient Data for Score

Goal Performance (All Students)

**GOAL 1 | PSSA ELA % of Students Proficient
or Advanced (Grades 3-8)**

Score: 25.8 %



-16.7 pts from 2021-2022 target

NOT MEETING

no data prior year

**GOAL 2 | PSSA ELA % of Students Proficient
or Advanced (Grade 3)**

Score: 14.5 %



-24.8 pts from 2021-2022 target

NOT MEETING

no data prior year

**GOAL 3 | PSSA Math % of Students Proficient
or Advanced (Grades 3-8)**

Score: 7.2 %



-21.5 pts from 2021-2022 target

NOT MEETING

no data prior year

- Meeting Target
- Not Meeting Target

Performance

Improvement

Level

American Indian / Alaskan Native

Insufficient Data
for Score

Insufficient Data
for Score

Asian

Insufficient Data
for Score

Insufficient Data
for Score

Black / African American

Insufficient Data
for Score

Insufficient Data
for Score

Hispanic / Latino

Insufficient Data
for Score

Insufficient Data
for Score

Multi Racial / Other

Insufficient Data
for Score

Insufficient Data
for Score

Native Hawaiian / Pacific Islander

Insufficient Data
for Score

Insufficient Data
for Score

White

Insufficient Data
for Score

Insufficient Data
for Score

English Learners

Insufficient Data
for Score

Insufficient Data
for Score

Students with IEPs

Insufficient Data
for Score

Insufficient Data
for Score

Economically Disadvantaged

Insufficient Data
for Score

Insufficient Data
for Score

Reading/ELA: Every Student Reads On or Above Grade Level

Goal 1 - Reading Grades 3-8

School Code | 7280 School Name | Benjamin Franklin School

Goal 1: The percentage of students in grades 3-8 who are proficient on the state ELA assessment will grow from 35.7% in August 2019 to 65.0% by August 2026

PSSA ELA: % of Students Proficient or Advanced, Grades 3-8

All Students, 407 students

Score: 25.8 %



2021-2022 Target: 42.5 %

-16.7 pts from target

2025-2026 Goal: 65.0 %

-39.2 pts from target



- Meeting Target
- Not Meeting Target

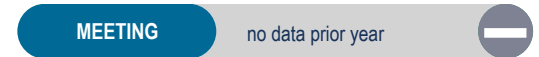
American Indian / Alaskan Native

Insufficient Sample

Asian, 29 students

Score: 51.7 %

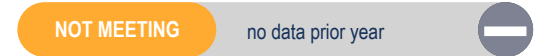
9.2 pts above target



Black / African American, 225 students

Score: 23.1 %

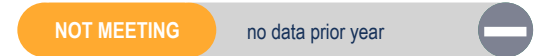
-19.4 pts from target



Hispanic / Latino, 122 students

Score: 21.3 %

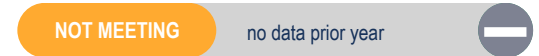
-21.2 pts from target



Multi Racial / Other, 20 students

Score: 40.0 %

-2.5 pts from target



Native Hawaiian / Pacific Islander

Insufficient Sample

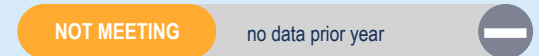
White

Insufficient Sample

English Learners, 91 students

Score: 15.4 %

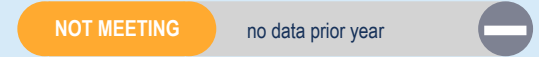
-27.1 pts from target



Students with IEPs, 45 students

Score: 4.4 %

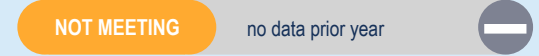
-38.1 pts from target



Economically Disadvantaged, 329 students

Score: 24.9 %

-17.6 pts from target



Reading/ELA: Every Student Reads On or Above Grade Level

Goal 2 - Reading Grade 3

School Code | 7280 School Name | Benjamin Franklin School

Goal 2: The percentage of 3rd grade students who are proficient on the state ELA assessment will grow from 32.5% in August 2019 to 62.0% by August 2026

PSSA ELA: % of Students Proficient or Advanced, Grade 3

All Students, 69 students

Score: 14.5 %



2021-2022 Target: 39.3 %

-24.8 pts from target

2025-2026 Goal: 62.0 %

-47.5 pts from target

NOT MEETING

no data prior year



- Meeting Target
- Not Meeting Target

American Indian / Alaskan Native

Insufficient Sample

Asian

Insufficient Sample

Black / African American, 43 students

Score: 18.6 %

-20.7 pts from target

NOT MEETING

no data prior year



Hispanic / Latino, 20 students

Score: 10.0 %

-29.3 pts from target

NOT MEETING

no data prior year



Multi Racial / Other

Insufficient Sample

Native Hawaiian / Pacific Islander

Insufficient Sample

White

Insufficient Sample

English Learners

Insufficient Sample

Students with IEPs

Insufficient Sample

Economically Disadvantaged, 60 students

Score: 16.7 %

-22.6 pts from target

NOT MEETING

no data prior year



Math & Science: Every Student Performs On or Above Grade Level

Goal 3 - Math Grades 3-8

School Code | 7280 School Name | Benjamin Franklin School

Goal 3: The percentage of students in grades 3-8 who are proficient on the state Math assessment will grow from 21.6% in August 2019 to 52.0% by August 2026

PSSA Math: % Students Proficient or Advanced, Grades 3-8

All Students, 404 students

Score: **7.2 %**



2021-2022 Target: **28.7 %**

-21.5 pts from target

2025-2026 Goal: **52.0 %**

-44.8 pts from target

NOT MEETING

no data prior year

PSSA Science

% of Students Proficient or Advanced in Science (Grades 4 and 8)

27.0 %

38 out of 141 students

American Indian / Alaskan Native

Insufficient Sample

Asian, 29 students

Score: **20.7 %**

-8.0 pts from target

NOT MEETING

no data prior year

Black / African American, 223 students

Score: **5.8 %**

-22.9 pts from target

NOT MEETING

no data prior year

Hispanic / Latino, 123 students

Score: **4.9 %**

-23.8 pts from target

NOT MEETING

no data prior year

Multi Racial / Other

Insufficient Sample

Native Hawaiian / Pacific Islander

Insufficient Sample

White

Insufficient Sample

English Learners, 92 students

Score: **6.5 %**

-22.2 pts from target

NOT MEETING

no data prior year

Students with IEPs, 47 students

Score: **0.0 %**

-28.7 pts from target

NOT MEETING

no data prior year

Economically Disadvantaged, 325 students

Score: **7.1 %**

-21.6 pts from target

NOT MEETING

no data prior year

Climate, Culture & Opportunity

Guardrail 1 - Welcoming and Supportive Schools

School Code | 7280 School Name | Benjamin Franklin School

Guardrail 1: Every school will be a safe, welcoming and healthy place where our students, staff and community want to be and learn each day. This means that our schools will be: 1) environmentally safe and clean; and 2) spaces with inclusive climates that provide students with access to robust social, emotional, and mental health supports.

School Climate Score	School Climate Survey		
Insufficient Sample	5.5/10 <i>Student Rating</i>	Insufficient Sample <i>Parent Rating</i>	Insufficient Sample <i>Teacher Rating</i>
School Instruction Score	School Instruction Survey		
Insufficient Sample	6.9/10 <i>Student Rating</i>	Insufficient Sample <i>Parent Rating</i>	Insufficient Sample <i>Teacher Rating</i>

- Meeting Target
- Not Meeting Target



Yes

School Has at Least 2 Behavioral/Mental Health Support FTEs per 500 Students

Climate, Culture & Opportunity

Guardrail 1 - Welcoming and Supportive Schools

School Code | 7280 School Name | Benjamin Franklin School

Guardrail 1: Every school will be a safe, welcoming and healthy place where our students, staff and community want to be and learn each day. This means that our schools will be: 1) environmentally safe and clean; and 2) spaces with inclusive climates that provide students with access to robust social, emotional, and mental health supports.

% of Students Attending at Least 95% of Instructional Days	% of Students Attending					
<p>All Students: 714 Students</p> <p style="text-align: center;">Score: 35.3 %</p> <p>2021-2022 Target: 52.9 % -17.6 pts from target</p> <p>2025-2026 Goal: 60.0 % -24.7 pts from target</p> <p>NOT MEETING no data prior year</p>	<p>Greater Than 95% of Instructional Days 35.3 %</p>	<p>90-95% of Instructional Days 25.1 %</p>				
<p>All Students: 714 Students</p> <p style="text-align: center;">Score: 60.4 %</p> <p>2021-2022 Target: 82.3 % -21.9 pts from target</p> <p>2025-2026 Goal: 94.0 % -33.6 pts from target</p> <p>NOT MEETING no data prior year</p>	<p style="text-align: center;">Additional Metrics</p> <table style="width: 100%; text-align: center;"> <tr> <td data-bbox="1045 889 1470 1169"> <p>52.1%</p> <p><i>% of Teachers Attending at Least 95% of Work Days (Cumulative)</i></p> </td> <td data-bbox="1470 889 2043 1169"> <p>78.3%</p> <p><i>Teacher Annual Retention</i></p> </td> </tr> <tr> <td data-bbox="1045 1169 1470 1380"> <p>97.4%</p> <p><i>% of Teachers Receiving a Proficient MMS Rating</i></p> </td> <td data-bbox="1470 1169 2043 1380"> <p>0.0%</p> <p><i>% of Teachers Receiving a Distinguished MMS Rating</i></p> </td> </tr> </table>		<p>52.1%</p> <p><i>% of Teachers Attending at Least 95% of Work Days (Cumulative)</i></p>	<p>78.3%</p> <p><i>Teacher Annual Retention</i></p>	<p>97.4%</p> <p><i>% of Teachers Receiving a Proficient MMS Rating</i></p>	<p>0.0%</p> <p><i>% of Teachers Receiving a Distinguished MMS Rating</i></p>
<p>52.1%</p> <p><i>% of Teachers Attending at Least 95% of Work Days (Cumulative)</i></p>	<p>78.3%</p> <p><i>Teacher Annual Retention</i></p>					
<p>97.4%</p> <p><i>% of Teachers Receiving a Proficient MMS Rating</i></p>	<p>0.0%</p> <p><i>% of Teachers Receiving a Distinguished MMS Rating</i></p>					

- Meeting Target
- Not Meeting Target

Climate, Culture & Opportunity

Guardrail 2 - Enriching and Well-rounded School Experiences

Guardrail 3 - Partnering with Parents / Family Members

School Code | 7280 School Name | Benjamin Franklin School

Guardrail 2: Every student will have a well-rounded education with co-curricular opportunities, including arts and athletics, integrated into the school experience.

Guardrail 3: Every parent and guardian will be welcomed and encouraged to be partners in their child's school community.

% of Students Participating in Visual / Performing Arts

*% of Students
Participating in Visual /
Performing Arts*

78.0 %

435 out of 558 students

School Relationship Score

Insufficient Sample

Additional Metrics



Yes

School Has a SAC/Parent Advisory Group



Yes

School Has a SAC/Parent Advisory Group That Meets Regularly



4

Number of SAC/Parent Advisory Group Meetings

- Meeting Target
- Not Meeting Target

Climate, Culture & Opportunity

Guardrail 4 - Addressing Racist Practices

School Code | 7280 School Name | Benjamin Franklin School

Guardrail 4: Our students' potential will not be limited by practices that perpetuate systemic racism and hinder student achievement.

